





















Sounds



Click on image to hear sound demo

Image	Sound Code	Sound Type	Features	Suggested Uses
	ALCO	Alco diesel 3-chime horn	Ping and pop of Alco 4-stroke diesel. Multi-chime and Single Chime available.	Perfect for Alco diesels such the White Pass MLW DL535E.
	Dash 8	GE Dash 8	GE Dash 8, turbocharged 7FDL16 prime mover with Nathan K3H horn.	Any Modern GE Diesel
	Dash 9	GE Dash 9	GE Dash 9, turbocharged 7FDL16 prime mover with Nathan K5LA horn.	Perfect for Aristcraft Dash 9
	E8	EMD E diesel	EMD E series diesel. Dual 12 cylinder 567B prime movers with individual start up and shut down.	For LGB E8 diesels also fine in F series locos.
	F3	EMD F diesel	EMD F series diesel, 16 cylinder 567B with single chime horn.	For F3, F7 or E series diesels
	F7	EMD F diesel	EMD F series diesel, 16 cylbder 567B with Leslie S3L horn.	For F3, F7 or E series diesels
	GE 44 Tonner	GE 44 tonner	Single Chime Trumpet. Light dual diesel sound.	USA Trains 44 Tonner or other light, dual 2-stroke diesel.
	GENESIS	GE GENESIS	The workhorse of Amtrak passenger service, with the unmistakable Nathan K5LA horn. Driven by the GE 7FDL16, this is a modern diesel electric marvel that you feel as well as hear.	Perfect for the LGB Genesis AMD-103.
	GP9	EMD GP9	EMD 2 stroke Diesel; 16 cylinder 567C with Leslie S3L horn.	EMD GP 7 or 9 locomotives as well as the NW2
	GP30	EMD GP30 Turbocharged Diesel	EMD GP30 diesel, 16 cylinder 567D3 with 2 nd generation horn	Perfect for USA Trains GP30
	GP38	EMD GP38	EMD GP38 diesel, 16 cylinder 645E with roots blower and Nathan K3LA horn.	All modern EMD diesels including USA Trains GP38-2.
Under Construction	GP40	EMD GP40	EMD GP40 diesel, 16 cylinder 645E3 with Nathan P3 horn.	Aristrocraft GP40 or USA SD40.
	HH660	Early Alco switcher	6 cylinder diesel with a fluttering idle and steam whistle.	The HH660 is perfect for the ALCO 600, HH600, HH660 or any other HH series engine.
	NW2	EMD NW2	EMD 2 stroke Diesel; 12 cylinder 567 with single chime horn.	EMD NW2, GP7 or GP9.
	RSD	Alco 539 Prime Mover	4 stroke, 6 cylinder diesel with a 'chirpy' turbo and fluttering idle.	The Alco 539 is perfect for the S1, S2, S3, S4, RS1 and RSD1.
	SD40	EMD SD40	EMD 645E3 prime mover: 2-stroke 3,000hp turbocharged V16 diesel.	A perfect sound for the USA Trains SD40-2 or the Aristocraft GP40 as well as other modern diesels.
	SD45	EMD SD45	EMD 20 Cylinder turbocharged 645E3 prime mover, with Nathan M3H horn.	A perfect sound for the Aristocraft SD45 as well as other modern diesels.
	SD70	EMD SD70MAC	EMD 710 prime mover: 2-stroke 4,000hp turbocharged diesel, AC traction motors and Nathan M3 horn.	This modern diesel suits the USA SD70MAC as well as the Accucraft GP60/GP60M.
	U25b	GE U25b diesel	General Electric U series diesel, GE FDL16 prime mover	Aristocraft U-25 or any other GE U-boat.
	PA	Alco 244 Prime Mover	A throaty rumble and hearty chug are characteristic of this diesel.	The Alco 244 is perfect for the PA, FA and RS3.
	PLYM	Plymouth	Light diesel, peanut whistle.	Accucraft Plymouth switcher or other light 2-stroke diesel.